


No-code Web Client

The Web Client provides an out-of-the-box user journey that runs in any web browser on any device. Built on the industry-standard OpenID Connect (OIDC) protocol, it ensures industry-approved authentication security and seamless integration with compliant websites and applications.

Customize the interface with simple branding options while iProov manages all backend and frontend updates.



Key Features

- **Seamless user journeys** - built, hosted, and maintained by iProov
- **Easy integration** - with OIDC-compliant websites and apps
- **No-code deployment** - within all major identity providers
- **Easy maintenance** - no frontend or backend updates required
- **OIDC compliance** - for industry-approved authentication security
- **Omnichannel web experience** - on desktop and mobile

No-code deployment with all major identity providers



Microsoft
Entra ID

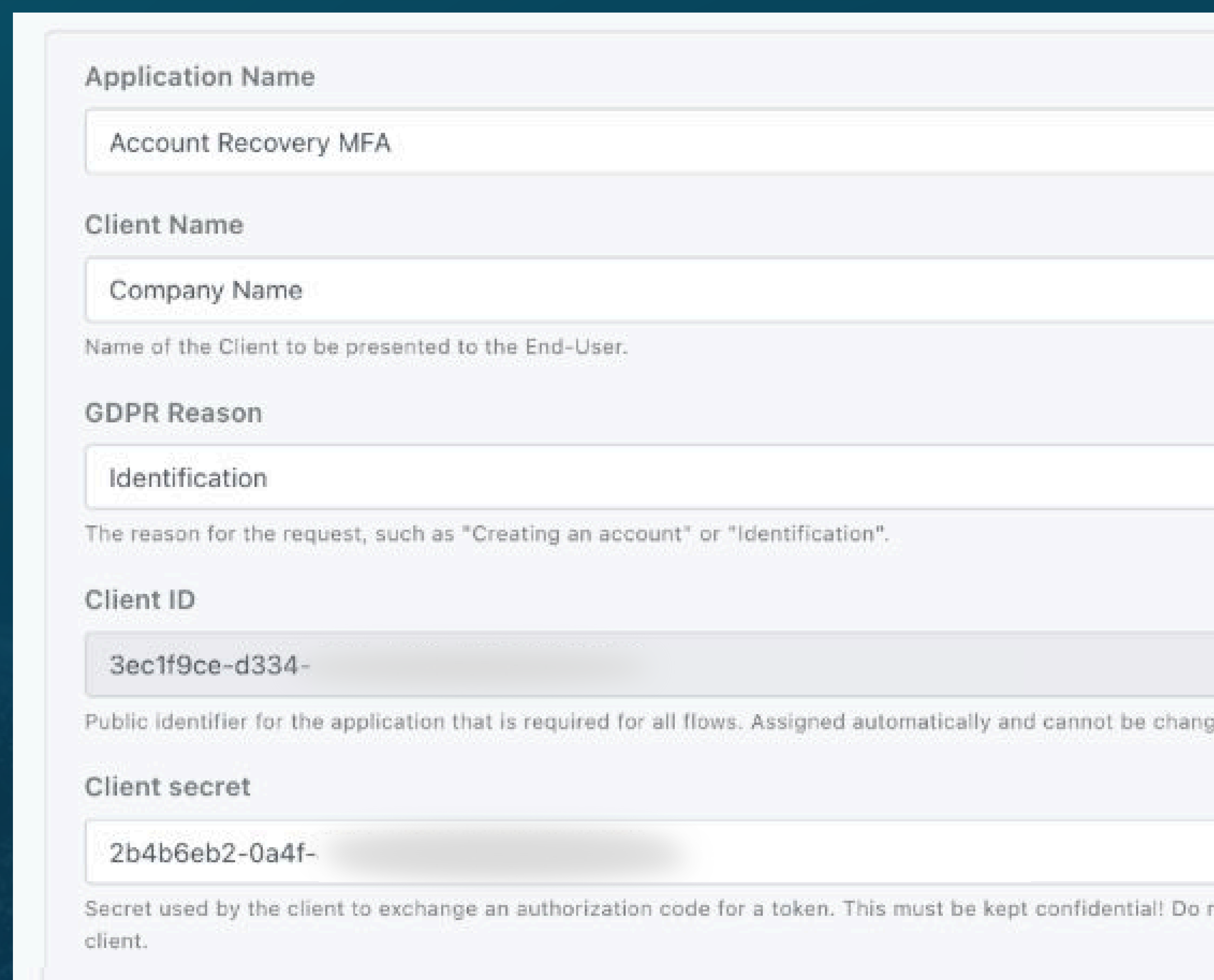


No-code Backend Configuration

Simply create an application in iPortal to connect with your OIDC-compliant website or application.

Customize different applications for different use cases:

- Customize logo
- Redirect URLs
- Set user flows
- Define data access scopes



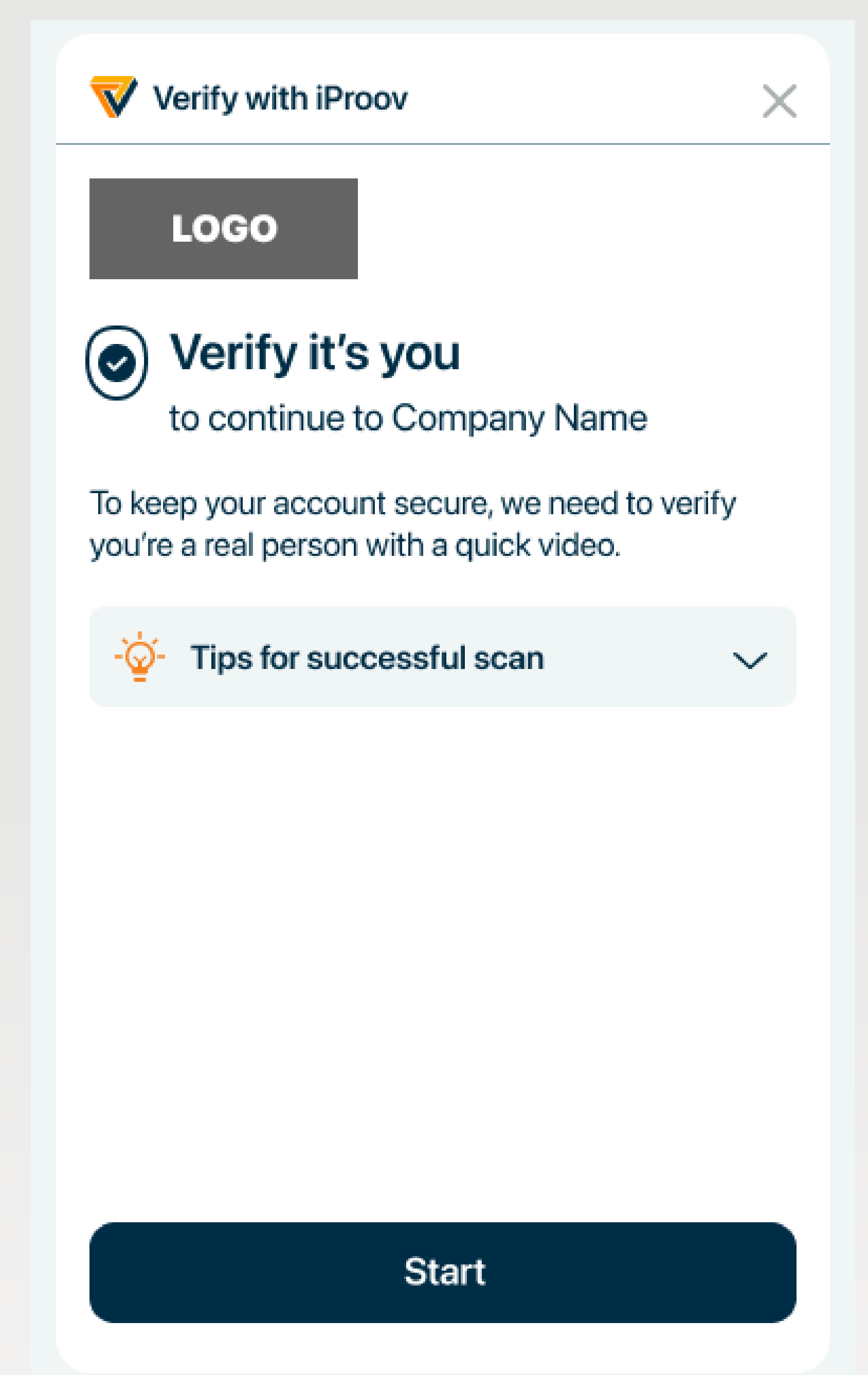

The screenshot shows a configuration form for an application. It includes fields for 'Application Name' (Account Recovery MFA), 'Client Name' (Company Name), 'GDPR Reason' (Identification), 'Client ID' (3ec1f9ce-d334-), and 'Client secret' (2b4b6eb2-0a4f-). Each field has a description below it.

Plug-and-Play User Journey

Add the Web Client URL as a step in your workflow, enabling your users to verify their face with iProov. They'll be redirected back to your platform without leaving the web browser.

The entire user journey is built and hosted by iProov, ensuring a best-in-class experience and no maintenance overhead.

Book an iProov demo today!



The screenshot shows the iProov user journey interface. It includes a 'Verify with iProov' header, a 'LOGO' placeholder, a 'Verify it's you' section with a checkmark icon, and a 'Start' button at the bottom.